IMA COVID-19 Indiana Manufacturing May 2020 Survey

Q1 On a scale of 1-10, how optimistic are you about your future operations? (1 being the least optimistic and 10 being the most optimistic)

Answered: 123 Skipped: 1

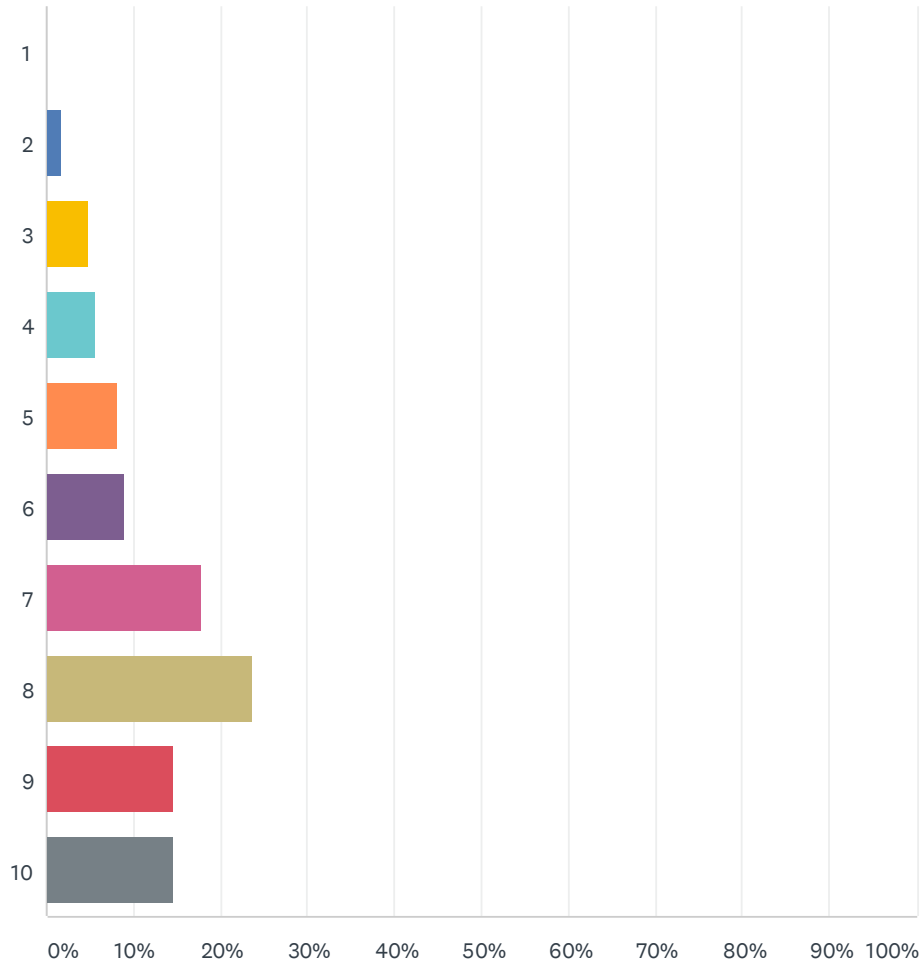

ANSWER CHOICES	RESPONSES	
1	0.00%	0
2	1.63%	2
3	4.88%	6
4	5.69%	7
5	8.13%	10
6	8.94%	11
7	17.89%	22
8	23.58%	29
9	14.63%	18
10	14.63%	18
Total Respondents: 123		

Q2 What is your outlook for the health of your business in the next 6-12 months?

Answered: 123 Skipped: 1

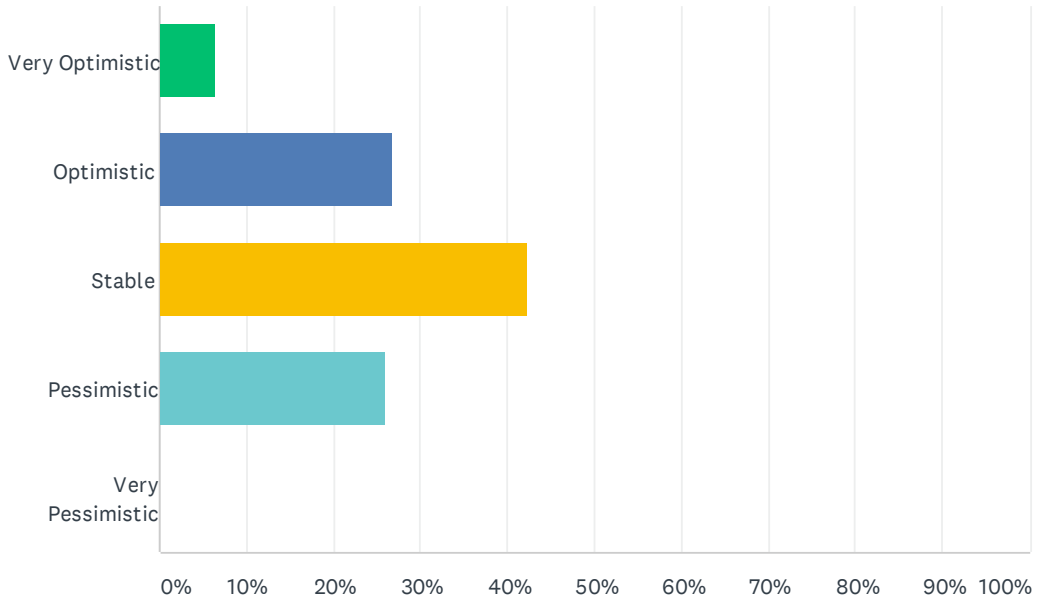

ANSWER CHOICES	RESPONSES	
Very Optimistic	6.50%	8
Optimistic	26.83%	33
Stable	42.28%	52
Pessimistic	26.02%	32
Very Pessimistic	0.00%	0
Total Respondents: 123		

Q3 What is your outlook for the health of your business in the next 18-24 months?

Answered: 124 Skipped: 0

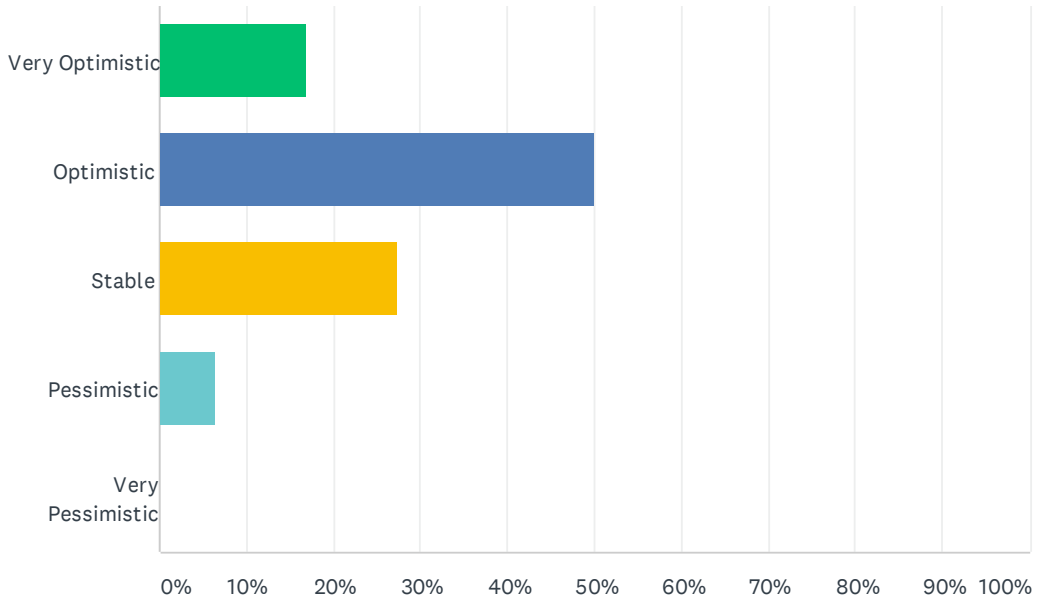

ANSWER CHOICES	RESPONSES	
Very Optimistic	16.94%	21
Optimistic	50.00%	62
Stable	27.42%	34
Pessimistic	6.45%	8
Very Pessimistic	0.00%	0
Total Respondents: 124		

IMA COVID-19 Indiana Manufacturing May 2020 Survey

Q4 When did your company resume business operations?

Answered: 123 Skipped: 1

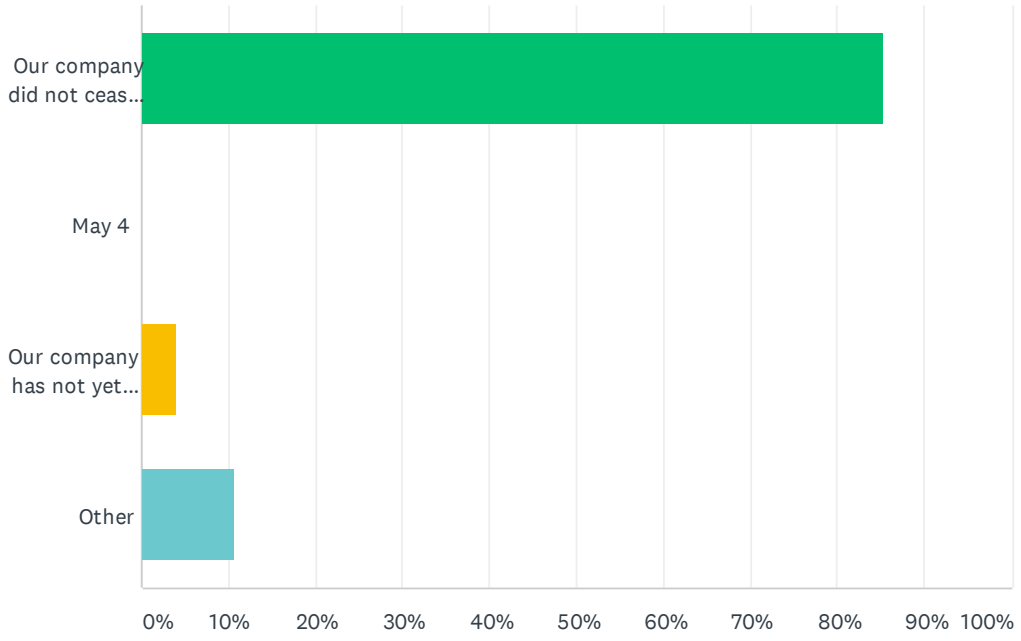

ANSWER CHOICES	RESPONSES	
Our company did not cease operations	85.37%	105
May 4	0.00%	0
Our company has not yet restarted operation	4.07%	5
Other	10.57%	13
Total Respondents: 123		

Q5 What has been the impact of the coronavirus outbreak to product orders?

Answered: 123 Skipped: 1

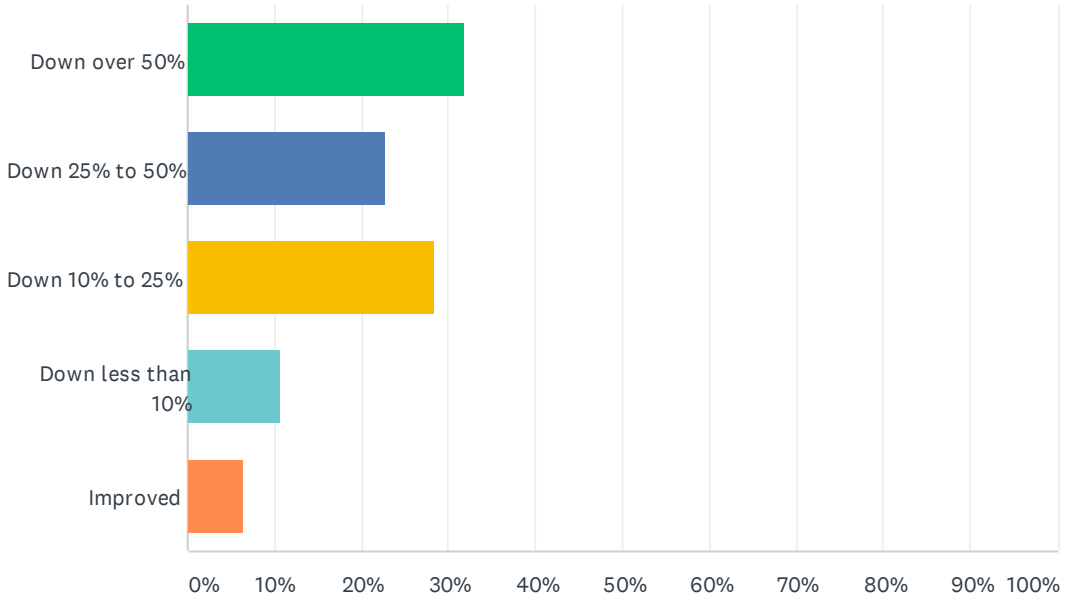

ANSWER CHOICES	RESPONSES	
Down over 50%	31.71%	39
Down 25% to 50%	22.76%	28
Down 10% to 25%	28.46%	35
Down less than 10%	10.57%	13
Improved	6.50%	8
Total Respondents: 123		

Q6 Is your company facing supply chain disruptions due to the coronavirus outbreak?

Answered: 123 Skipped: 1

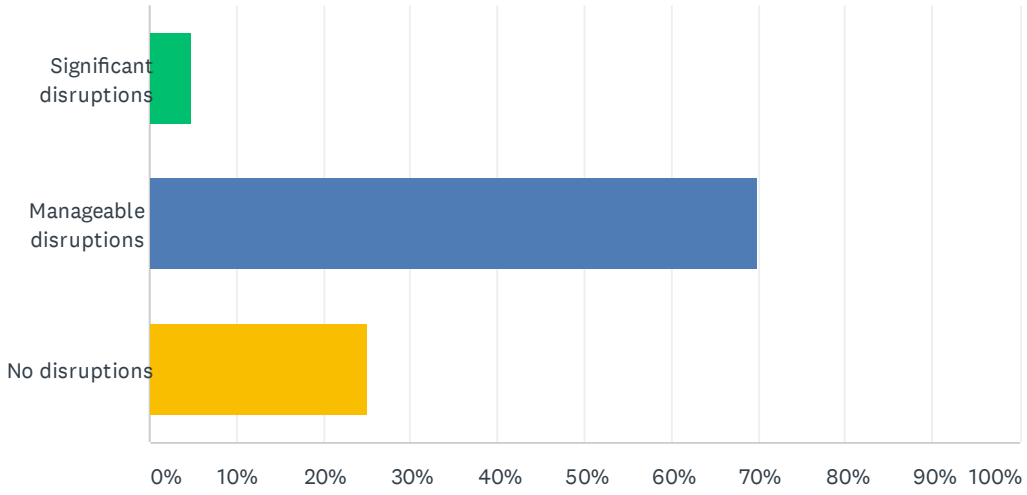

ANSWER CHOICES	RESPONSES	
Significant disruptions	4.88%	6
Manageable disruptions	69.92%	86
No disruptions	25.20%	31
Total Respondents: 123		

Q7 Is your company facing logistics disruptions?

Answered: 122 Skipped: 2

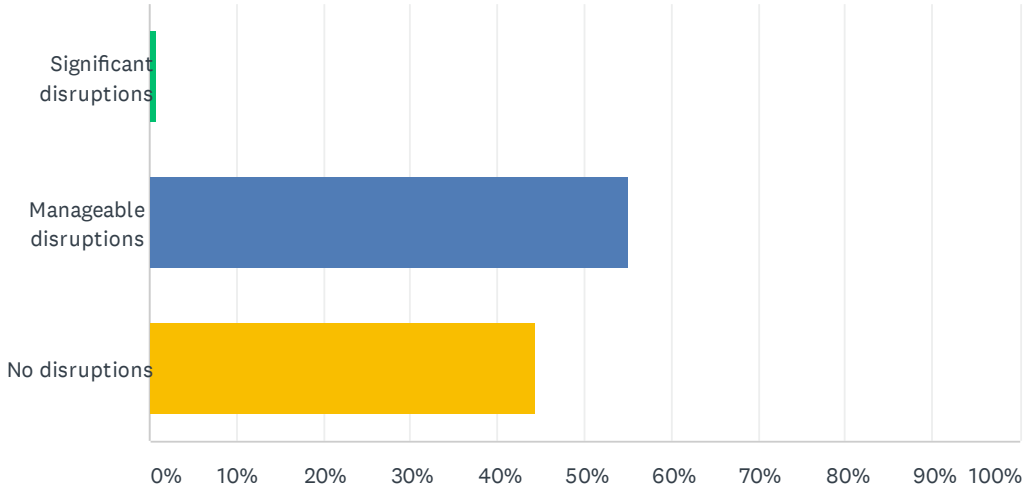

ANSWER CHOICES	RESPONSES	
Significant disruptions	0.82%	1
Manageable disruptions	54.92%	67
No disruptions	44.26%	54
Total Respondents: 122		

Q8 Has your company faced a negative financial impact from the coronavirus outbreak?

Answered: 124 Skipped: 0

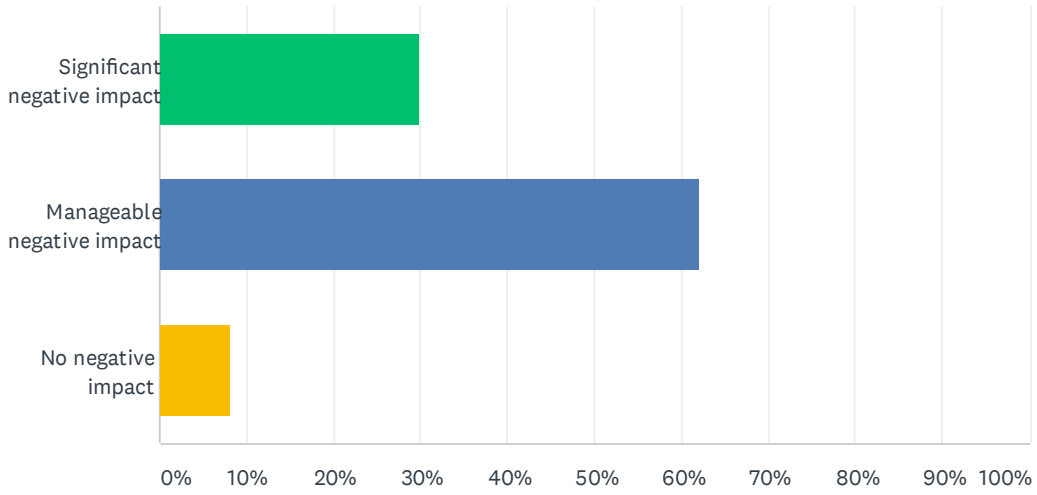

ANSWER CHOICES	RESPONSES	
Significant negative impact	29.84%	37
Manageable negative impact	62.10%	77
No negative impact	8.06%	10
Total Respondents: 124		

Q9 Has your company reduced workforce or reduced hours because of the coronavirus outbreak?

Answered: 124 Skipped: 0

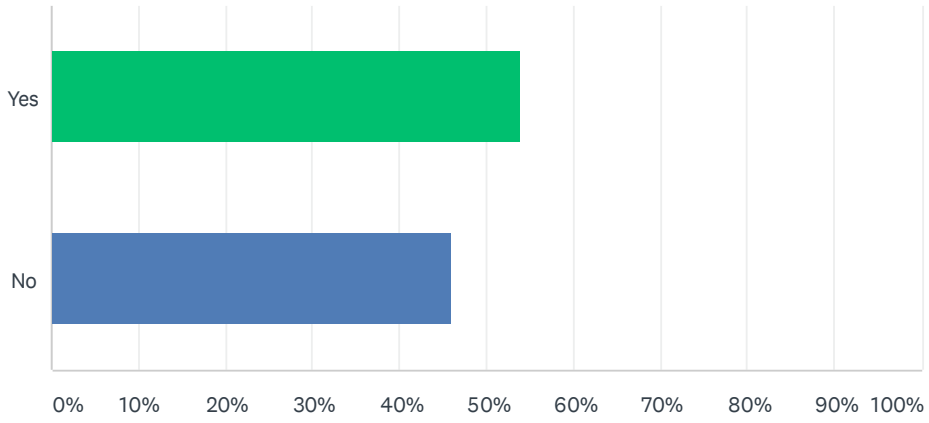

ANSWER CHOICES	RESPONSES	
Yes	54.03%	67
No	45.97%	57
Total Respondents: 124		

Q10 What actions related to your workforce have been taken (please check all that apply)?

Answered: 123 Skipped: 1

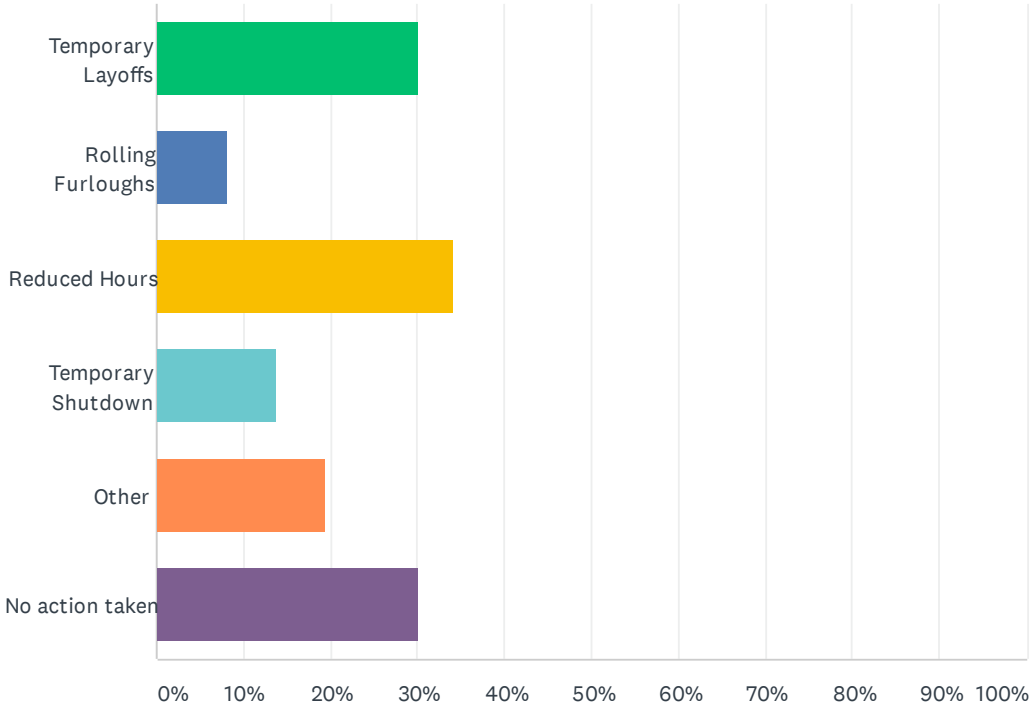

ANSWER CHOICES	RESPONSES	
Temporary Layoffs	30.08%	37
Rolling Furloughs	8.13%	10
Reduced Hours	34.15%	42
Temporary Shutdown	13.82%	17
Other	19.51%	24
No action taken	30.08%	37
Total Respondents: 123		

Q11 Is your company finding the needed personal protective equipment for your operations?

Answered: 123 Skipped: 1

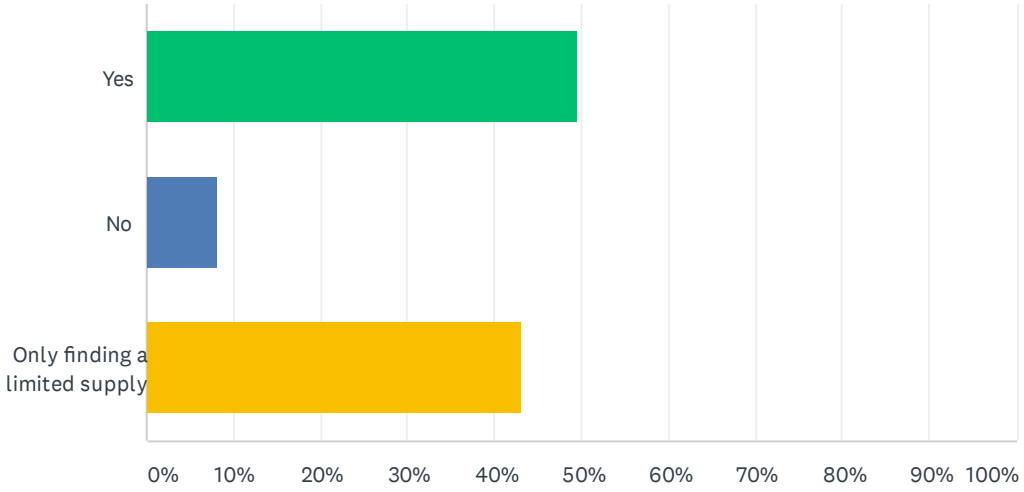

ANSWER CHOICES	RESPONSES	
Yes	49.59%	61
No	8.13%	10
Only finding a limited supply	43.09%	53
Total Respondents: 123		

Q12 Has your company shifted production to meet demands for personal protective equipment or other medical or safety equipment related to the coronavirus outbreak?

Answered: 122 Skipped: 2

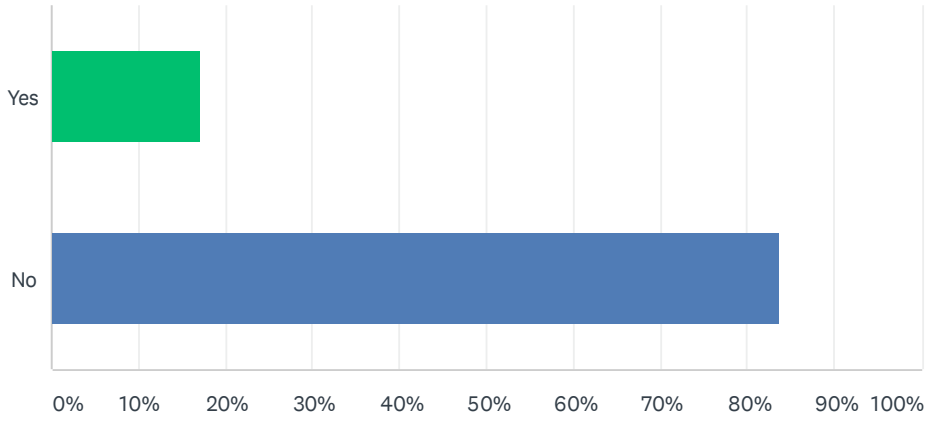

ANSWER CHOICES	RESPONSES	
Yes	17.21%	21
No	83.61%	102
Total Respondents: 122		

Q13 If your company has shifted production, will you continue to manufacture these items once the COVID-19 pandemic is over?

Answered: 63 Skipped: 61

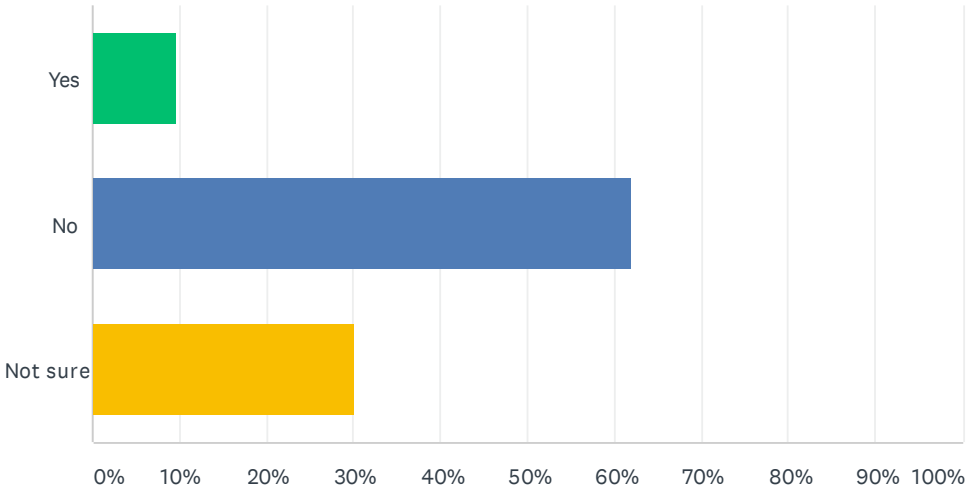

ANSWER CHOICES	RESPONSES	
Yes	9.52%	6
No	61.90%	39
Not sure	30.16%	19
Total Respondents: 63		

Q14 Has your business filed for federal assistance – either the PPP loan or disaster recovery loans?

Answered: 123 Skipped: 1

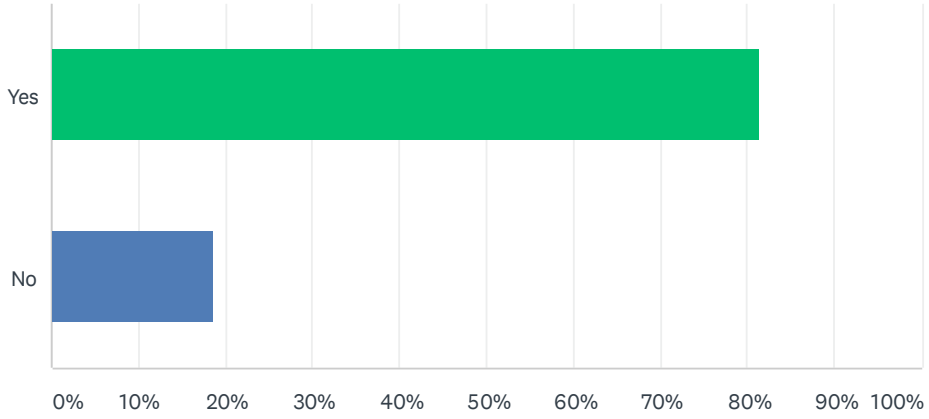

ANSWER CHOICES	RESPONSES	
Yes	81.30%	100
No	18.70%	23
Total Respondents: 123		